

Your lecturer:



Prof. Dr. med. dent.
Fouad Khoury

Born in Lebanon

1978 DMD, St. Joseph University, Beirut

1978- Department of Oral and Maxillofacial Surgery
of the University of Freiburg, Germany.

1979- Assistant Professor and later Associate

1994 Professor at the Dep. of Oral and Maxillofacial
Surgery of the University of Muenster, Germany

1984 Diploma in Oral Surgery and Doctorate
in Medical Dentistry.

1988 Habilitation and senior surgeon at the dep.
of Oral and Maxillofacial Surgery
of the University of Muenster

1988- Associated Professor at
the Department of Oral & Maxillofacial
Surgery, University of Münster, Germany

1994 full Professor at the Department
of Oral & Maxillofacial Surgery, University of
Münster, Germany and Chairman of Privat-
klinik Schloss Schellenstein, Implantology
center, Olsberg, Germany

Several prizes (e.g. Pioneers in Dentistry 2016 AUB,
W. Laney Award 2017 American A. Osseointegration)
and patents. Author of 4 bestseller textbooks trans-
lated to more than 10 languages.

More than 125 publications and 1.000 lectures /
courses worldwide.



Registration:

Privatzahnklinik Schloss Schellenstein GmbH
International Centre for Implantology and
Oral Surgery

Am Schellenstein 1
59939 Olsberg - Germany
Telefon +49 (0) 2962 9719-14
Telefax +49 (0) 2962 9719-22
course@implantologieklinik.de
www.implantologieklinik.de

REGISTRATION

Bone Grafting Courses with Prof. Dr. Khoury

Live Surgery and Hands-on-Training
Part I – Part V & Clinical Master Course

Hereby I would like to register to the course:

☐ Augmentation Procedures Part I at

☐ Augmentation Procedures Part II at

☐ Augmentation Procedures Part III at

☐ Augmentation Procedures part IV at

☐ Augmentation Procedures part V at

☐ Clinical Masters Program in Bone Grafting

and Soft Tissue Management at

I accept the conditions below with my signature.

Titel/Name

Surname

Street/Nr.

Postcode/City

Phone:

Fax

E-Mail

Date

Signature

Terms and conditions

The success of the courses is essentially dependent on proper preparation and organization.
Please help us by submitting your early written application.

1. You will receive a course confirmation and invoice after your application. The course fee
includes 19% VAT.

2. The course fee is payable two weeks after receiving invoice. Please don't pay the fee later
than eight weeks before the course starts. Please settle the amount by bank transfer to the
following account:

Account holder: Privatzahnklinik Schloss Schellenstein
Volksbank Brilon Salzkotten - IBAN: DE20 4726 1603 7851 9494 00 - BIC: GENODEM1BUS
The distribution of course places takes place after receiving the payment. The seats can't be
reserved.

3. Registration for the course is binding upon receipt of payment.

4. If you need to cancel your registration to the course up to eight weeks before the course
starts, the course fee will be refunded. From 8 weeks before the course starts, the course fee
will not be refunded, but the registration can be transferred to another course participant.

5. If the course is cancelled for organizational reasons, we can't be held responsible for the
incurring costs. This also applies to requirements regarding the content, implementation and
other framework conditions of a course.


6. The participant accepts our terms and conditions by registering.

Jurisdiction is Brilon. Olsberg, November 2020

Registration please by mail, by fax (0 29 62) 97 19 22
or by e-mail course@implantologieklinik.de, to the secretariat
Prof. Khoury, Privatzahnklinik Schloss Schellenstein GmbH

MEISINGER

PERFECT SURGICAL SOLUTIONS



Micro Screw System Professional

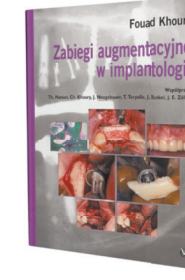
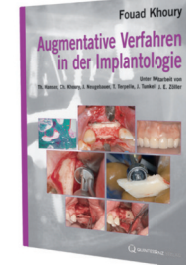
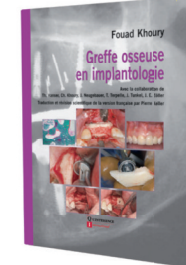
by Prof. Dr. Fouad Khoury (BMSPR)

www.meisinger.de

Meisinger
since 1888

WORLDWIDE BESTSELLER

Bone Augmentation in Oral Implantology
by Fouad Khoury is a must-read for every implantologist,
oral and maxillofacial surgeon, and anyone with an
interest in dental surgery.



Available in French, German, Spanish, Italian, Portuguese,
Polish, Greek, and Russian language.




QUINTESSENCE PUBLISHING

www.quintessenz.de

Email: buch@quintessenz.de

Tel: +49 (0)30 76180-667 | Fax: +49 (0)30 76180-692



Symbios®

Discover the difference

Precise and atraumatic autogenous bone harvesting.

Frios® MicroSaw acc. to Prof. Dr. F. Khoury

For smooth and bone-preserving preparation of bone blocks
and access windows

- **Highest precision** – the 0.29 mm MicroSaw disk is
constructed to produce an extremely accurate
osteotomy line.

- **Atraumatic** – the hinged soft tissue protector is easy to
attach and to remove again. Direct blade cooling prevents
overheating during the procedure.

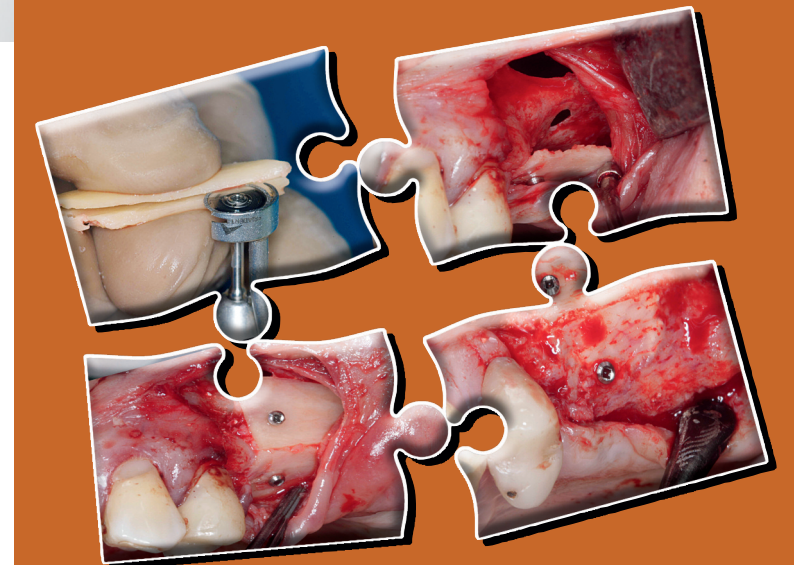
- **Proven** – in clinical use since 1986.

www.dentsplysirona.com/implants/symbios

Dentsply
Sirona
Implants

Bone Grafting Courses with Prof. Dr. Khoury

at the
Privatzahnklinik
Schloss Schellenstein
Olsberg / Germany



Live Surgery & Hands-on-Training Program 2021

Part I – Part V & Clinical Master Course

Augmentation Procedures part I:

Bone Harvesting Techniques, Augmentation and Soft Tissue Surgery
with live-operations and hands-on-training

Team:

Prof. Dr. Fouad Khoury and team

Dates:

-  15./16.04.2021 German
-  29./30.04.2021 English
-  06./07.05.2021 French
-  01./02.12.2021 Chinese/English **Sold out**

1st day: 09.00 am to 07.00 pm
2nd day: 08.30 am to 03.00 pm

Program:

- > 10 hours live surgeries
- Aesthetic and function in implantology
- Soft tissue management: vestibuloplasty, second stage technique, roll flap, apical reposition flap
- Pathophysiology of bone transplantation
- Basics of augmentative procedures
- Bony-lid approach in implant surgery
- Minimal invasive bone augmentation: the bone core technique
- Intraoral bone harvesting techniques: instruments, method retromolar, chin
- Augmentative procedures: bone spreading, bone splitting, bone expanding, extensionplasty, bone core technique, lateral bone block graft, sinus floor elevation
- Bone substitute materials
- Hands-on-training: minimal invasive augmentation, bone core technique, bone block harvesting, split bone block technique, bone block stabilization with microscrews...

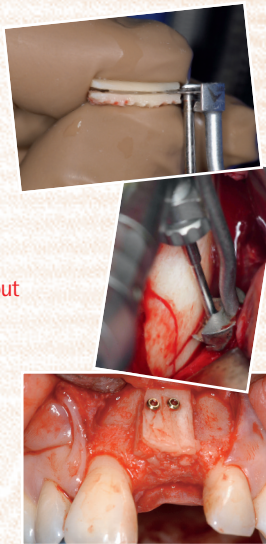
The participant needs previous knowledge in implantology!

Course dinner on Thursday at about 8 pm.

The number of participants is limited.

Course fee:
€ 1.890,- (+19 % Tax)

17 points



Augmentation Procedures part II:



Vertical Bone Grafting Procedures and complex Soft Tissue Management

Follow course of part I
with live-surgeries

Team:

Prof. Dr. Fouad Khoury and team

Dates:

-  07./08.10.2021 English
-  04./05.11.2021 German

1st day: 09.00 am to 07.00 pm
2nd day: 08.30 am to 03.00 pm

Program:

- > 10 hours live surgeries
- Planning of complex cases
- Soft tissue management part II: roll flap, rotation flap, palatal flap, free soft tissue graft, vestibuloplasty, apical reposition flap, Papilla reconstruction techniques
- Lateralisation of the nerves
- Special augmentative procedures:
 - onlay bone block graft and 3D reconstruction
 - tunnel technique
 - lateral approach
- Temporary implants and immediate loading
- Prevention and treatment of complications

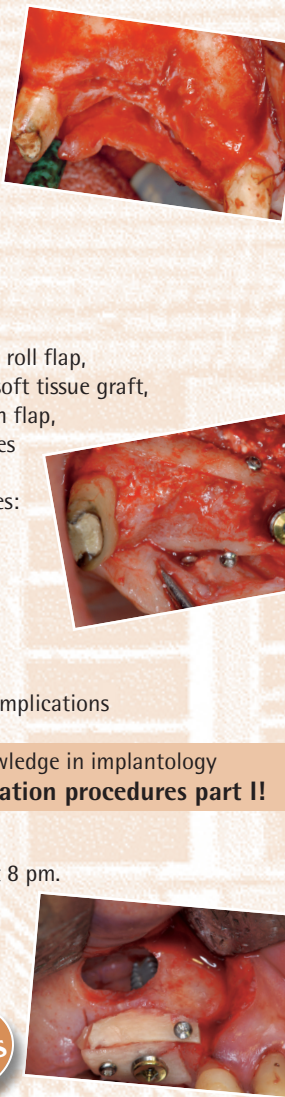
The participant needs previous knowledge in implantology
and should attended augmentation procedures part I!

Course dinner on Thursday at about 8 pm.

The number of participants is limited.

Course fee:
€ 1.890,- (+19 % Tax)

15 points




Augmentation Procedures part III:

Sinus Floor Elevation
with live-operations

Team:

Prof. Dr. Fouad Khoury
and team

Date:

-  09./10.12.2021 German

On request in english and french.

1st day: 09.00 am to 07.00 pm
2nd day: 08.30 am to 03.00 pm

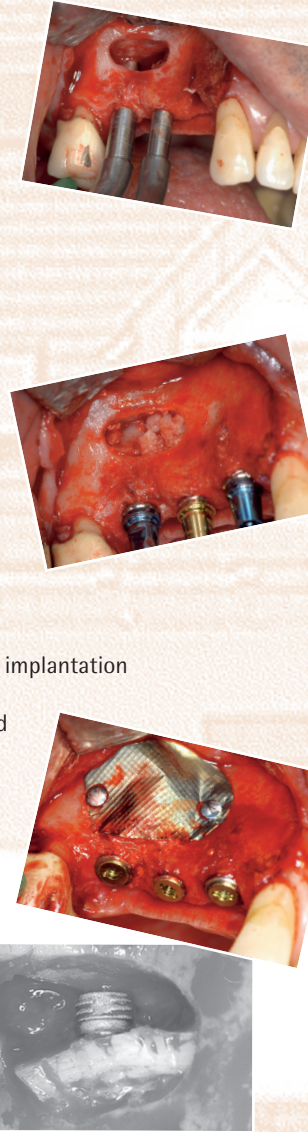
Program:

- > 10 hours live surgeries
- Implant planing and indication
- Anatomy of the sinus and surrounding structures
- Surgical techniques of the sinus floor elevation:
 - internal sinus lift
 - window technique
 - bone condensing
 - with or without simultaneous implantation
- Augmentation materials:
 - autogenous bone: particulated
 - autogenous bone: block graft
 - alloplastic materials
 - membranes
- Complications intra- and postoperative
- Long term results and prognosis
- Hands-on-training

Course dinner on Thursday
at about 8 pm.

Course fee:
€ 1.890,- (+19 % Tax)

17 points



Augmentation Procedures part IV:


Implantation, Bone Augmentation, Soft Tissue Management and Prosthodontic Restauration in the daily Office

3-days intensive training course

Team:

Prof. Dr. Fouad Khoury
OA Dr. Friedrich-Wilhelm Pape
Dr. Charles Khoury
and team

Date:

-  09.-11.06.2021 English

1st day: 09.00 am to 07.00 pm
2nd day: 09.00 am to 07.00 pm
3rd day: 08.30 am to 03.00 pm

During this 3 days training, different stages of simple and advanced surgical and prosthetic treatment are demonstrated live on various patients. The participants can assist directly at all surgeries starting from simple implantation to more complicated grafting procedures with 3D reconstructions, tunnel technique and advanced soft tissue management. The different stages of prosthodontics in simple and complicated cases are also demonstrated on patients and in the lab.

Program:

- > 15 hours live surgeries
- Planning of complex treatment
- Implantation in combination with vestibuloplasty
- Intra oral bone harvesting: instrumentation and method
- Bone augmentation techniques: bone splitting/spreading/ expanding, bony lid method, block graft (lateral & vertical)
- Soft tissue management during bone augmentation, implantation and second stage surgery (vestibuloplasty, apical reposition flap, roll flap...)
- Advanced augmentative procedures: sinus floor elevation, vertical 3D reconstruction, tunnel technique...
- Prosthetic restoration
- Complications

Course dinner on Wednesday and
Thursday at about 8 pm.

The number of participants is limited.

Course fee: € 2.800,- (+19 % Tax)

23 points




Augmentation Procedures part V:

Advanced Training Program on Bone Grafting and Soft Tissue Management with Hands-on-Training on human Cadavers.

Team:

Prof. Dr. Fouad Khoury
Dr. Charles Khoury
and team

Date:

-  23.-25.09.2021 English

1st day: 09.00 am to 07.00 pm
2nd day: 08.30 am to 03.00 pm
3rd day: 09.00 am to 02.30 pm

Place: **Institute of Anatomy at the University of Münster**

It is an exceptional course for a very limited number of participants. The course begins on Thursday 23th September in Olsberg with several live surgeries on patients and will finish on Friday afternoon at 03.00 pm. The hands-on-training on cadaver is starting on Saturday morning at 09.00 am at the Institute of Anatomy of the University of Münster. **The cadavers are prepared with an exceptional and unique method called "Thiel fixation". This method leaves to the soft tissue enough elasticity to perform in a realistic way the various techniques of soft tissue management and bone grafting.**

Program:

- > 12 hours live surgeries
- Advanced soft tissue surgery, pediculated palatal flap...
- New techniques of bone grafting to improve the prognosis
- 3D bone reconstruction and tunnel technique
- Sinus floor elevation and nerve lateralisation
- Complications

The participant needs previous knowledge in implantology
and should attended Augmentation procedures part I!

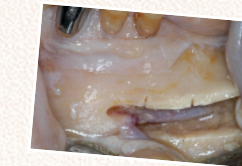
The program of the hands-on-training on cadavers also includes the following interventions:

- Tooth extraction and immediate implantation
- Covering the alveoli with free or pediculated connective tissue graft. Kazanjian vestibuloplasty
- Retromolar and chin bone harvesting with the MicroSaw
- Sinus floor elevation, nerve lateralisation
- Bone splitting and bone spreading
- Lateral and vertical 3D bone grafting procedures and tunnel technique

Course dinner on Thursday and Friday at about 8 pm.

Course fee: € 3.300,- (+19 % Tax)

exceptional course



25 points


Clinical Masters Program in Bone Grafting and Soft Tissue Management

6-days intensive course including theoretical background, Live Surgeries and Hands-on-Training on human Cadavers

Team:

Prof. Dr. Fouad Khoury
Dr. Charles Khoury
and team

Date:

-  13.-18.09.2021 English

Day 1-4: 09.00 am to 06.30 pm
Day 5: 08.30 - 04.00 pm
Day 6: 09.00 am to 02.30 pm (hands-on-cadavers)

During this 6 days training different topics of the courses I-V will be presented and discussed, from simple minimal invasive bone grafting to 3D vertical bone augmentation. Theoretical background supported with live surgeries and hands-on-training is presented for every topic. **The course is focusing on understanding the biological principles of bone and soft tissue healing.** On the last day the participants have the chance to do different surgeries on human cadavers (Thiel fixated) with the support of the clinic staff. Thiel fixation is a very unique technique giving the tissue excellent quality which is very similar to living tissue. This makes hands-on-training very close to real surgery in the office.

Program:

- > 15 hours live surgeries
- Planning from simple to complex treatment
- Principles of grafting procedures and bone biology. Pathophysiology of bone transplantation
- Principles of soft tissue biology and soft tissue healing: surgical design, blood supply, incisions, vestibuloplasty, pedicle flaps, connective tissue grafts, roll flap, apically repositioned flap...
- Minimal invasive bone augmentation: bone core technique.
- Safe bone harvesting from all possible intraoral sites
- Biologic bone grafting procedures: lateral and vertical bone augmentation, Split Bone Block Technique, 3D reconstruction, tunnel approach, sinus floor elevation.
- Restorative concept and procedure.
- Complications and possibility of prevention and treatment

Course dinner on Monday,
Thursday and Friday.

Course fee: € 7.950,- (+19 % Tax)

56 points

