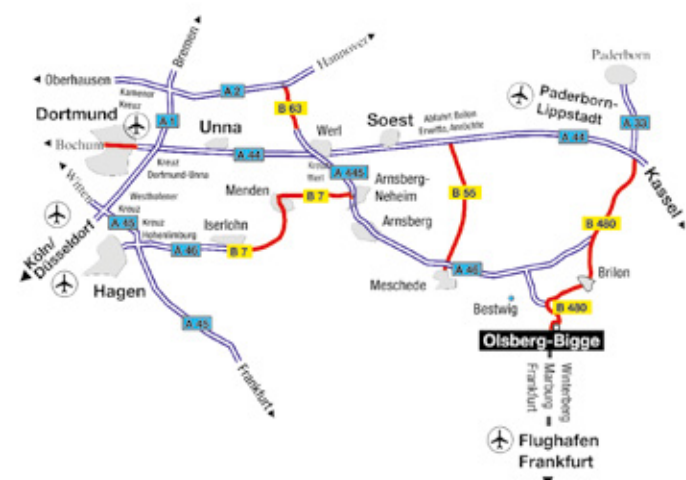


Your lecturer



Prof. Dr. med. dent.
Fouad Khoury

Born in Lebanon
1978 DMD, St. Joseph University, Beirut
1978 –Specialization in Oral Surgery at the Universities of
1984 Freiburg Et Muenster, Germany
1986 –Assistant Professor and later Associate Professor at the
1994 Dep. of Oral and Maxillofacial Surgery of the University
of Muenster, Germany
1988 Habilitation (PhD) and senior surgeon at the Dep. of
Oral and Maxillofacial Surgery of the Uni. of Muenster
1994 Professor at the Uni. of Muenster
Current Position Chairman and Director of the Privatklinik Schloss
Schellenstein Olsberg, Germany
Professor at the Dep. of Oral and Maxillofacial Surgery
of the Uni. of Muenster
Past President of the Oral and Jaw Surgery Society (AGOKI)
of the German Dental Association
Chairman of the examination comity for Oral Surgery
Associate Editor of *The International Journal of
Oral Implantology*
Member of editorial board of several international journals
Several Prizes (e.g., Pioneers in Dentistry 2016 AUB, W. Laney
Award 2017 American A. Osseointegration) and Patents
Editor and author of four bestseller Textbooks translated
to more than 10 languages
More than 140 publications and 1000 lectures/courses.



Registration

Privatklinik Schloss Schellenstein GmbH
International Centre for Implantology
and Oral Surgery
Am Schellenstein 1 · 59939 Olsberg · Germany
phone +49 (0) 2962 9719-14
fax +49 (0) 2962 9719-22
course@implantologieklinik.de
www.implantologieklinik.de



REGISTRATION

Bone Grafting Courses with Prof. Dr. Khoury

Live Surgeries & Hands On program 2025
part I – part IV & – Clinical Master Course

Hereby I would like to register to the course:

- Augmentation Procedures part I at _____
- Augmentation Procedures part II at _____
- Augmentation Procedures part III at _____
- Augmentation Procedures part IV at _____
- Clinical Masters Program in Bone Grafting
and Soft Tissue Management at _____
- Sedation procedures for
oral surgery at _____

I accept the conditions below with my signature.

Title/Name _____
Surname _____
Street./No. _____
Postcode/City _____
Phone _____
Fax _____
E-Mail _____
Date _____ Signature _____

Terms and conditions

The success of the courses is essentially dependent on proper preparation and organization. Please help us by submitting your early written application.

- You will receive a course confirmation and invoice after your application. The course fee includes 19% VAT.
- The course fee is payable two weeks after receiving invoice. Please don't pay the fee later than eight weeks before the course starts. Please settle the amount by bank transfer to the following account:
Account holder: Privatklinik Schloss Schellenstein
Volksbank Brilon Büren Salzkotten eG
IBAN: DE45 4726 0121 7851 9494 00 · BIC: DGPBDE33MXXX
The distribution of course places takes place after receiving the payment. The seats can't be reserved.
- Registration for the course is binding upon receipt of payment.
- If you need to cancel your registration to the course up to twelve weeks before the course starts, the course fee will be refunded. From twelve weeks before the course starts, the course fee will not be refunded, but the registration can be transferred to another course participant.
- If the course is cancelled for organizational reasons, we can't be held responsible for the incurring costs. This also applies to requirements regarding the content, implementation and other framework conditions of a course.
- The participant accepts our terms and conditions by registering.

Jurisdiction is Brilon. Olsberg, September 2024

Registration please by mail, by fax 02962 971922 or by email
course@implantologieklinik.de, to the secretariat –
Prof. Khoury, Privatklinik Schloss Schellenstein GmbH



Made in Germany
Made by MEISINGER

KHOURY-LINE

DEVELOPED BY PROF. DR. FOUAD KHOURY
PRODUCED EXCLUSIVELY BY MEISINGER

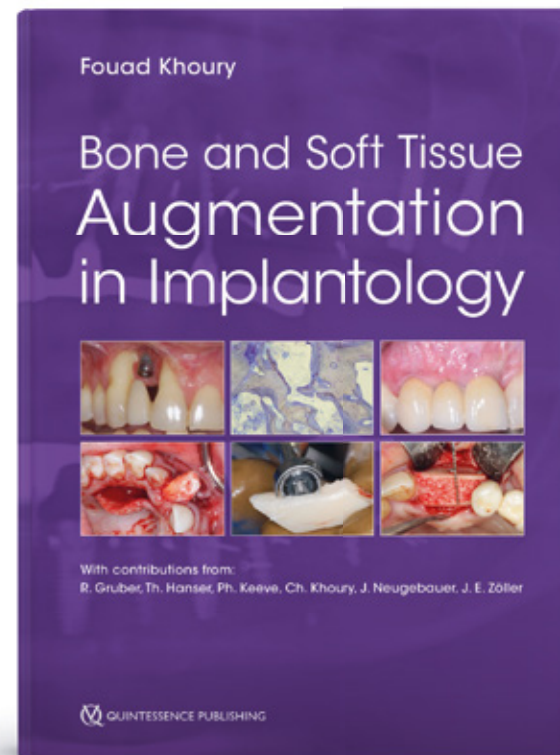


www.meisinger.de/shop

DIREKT VOM HERSTELLER!
♥ Made for you!

LATEST KHOURY PUBLICATION

Bone and Soft Tissue Augmentation in Implantology is
a must-read reference for every implantologist, oral and
maxillofacial surgeon, and dentist interested in surgery.



QUINTESSENCE PUBLISHING

Extract and more
information:



www.quint.link/bone-and-soft-tissue

Email: books@quintessenz.de

Tel.: +49 (0)30 761 80 667



Discover the difference

Harvesting autologous bone
with the MicroSaw according
to Prof. Dr. F. Khoury

For harvesting
autologous bone blocks

For smooth and bone-preserving preparation of
bone blocks and access windows

- Precision^{1,3}** – The 0.29 mm thin MicroSaw disc enables an extremely accurate osteotomy line.
- Speed^{1,3}** – The rotation speed and efficiency of the diamond disc enables significantly faster osteotomies and thus reducing the treatment time
- Safety²** – Reliable protection of the soft tissue, direct blade cooling prevents overheating during the procedure
- Proven** – in clinical use since 1986.

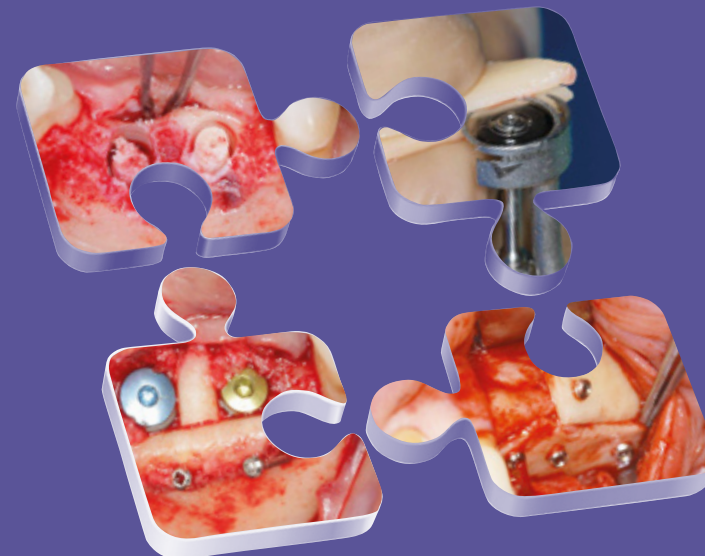
[1] Hanser, T., et al., The International Journal of Oral & Maxillofacial Implants; 2018; 33:365 -372
[2] Khoury, F., Hanser T., Int J Oral Maxillofac Implants 2015; 30:688 -697
[3] Khoury, F., Eur J Oral Implantol 2013; 6(4):375 -384



Bone Grafting Courses with Prof. Dr. Khoury



at the
Privatklinik
Schloss Schellenstein
Olsberg



Live Surgeries & Hands On

Program 2025

part I – part IV
&
Clinical Master
Course







Augmentation Procedures part I

Bone Harvesting Techniques, Augmentation and Soft Tissue Surgery with live surgeries and hands-on-training

Team:
Prof. Dr. Fouad Khoury and team

Date:

-  28.-29.01. 2025 Eastern Europe
-  20.-21.03. 2025 German
-  03.-04.04. 2025 French
-  10.-11.04. 2025 English

1st day: 09:00 am to 07:00 pm
2nd day: 08:30 am to 03:00 pm

Program:

1. > 10 hours live surgeries
2. Aesthetic and function in implantology
3. Soft tissue management: vestibuloplasty, second stage technique, roll flap, apical reposition flap
4. Pathophysiology of bone transplplantation
5. Basics of augmentative procedures
6. Bony-lid approach in implant surgery
7. Minimal invasive bone augmentation: the bone core technique
8. Intraoral bone harvesting techniques: instruments, method retromolar, chin
9. Augmentative procedures: bone spreading, bone splitting, bone expanding, extensionplasty, bone core technique, lateral bone block graft, sinus floor elevation
10. Bone substitute materials
11. Hands-on-training: minimal invasive augmentation, bone core technique, bone block harvesting, split bone block technique, bone block stabilization with microscrews ...

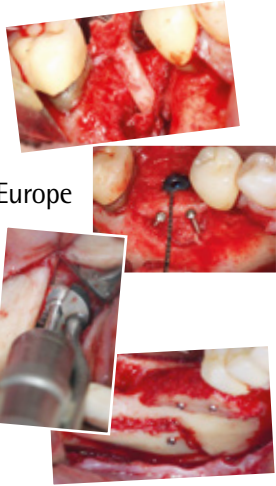
The participant needs previous knowledge in implantology!

Course dinner on Thursday at about 8 pm.

Number of participants: limited

Course fee: 2.290,- € (+ 19 % tax)

17 points







Augmentation Procedures part II

Vertical Bone Grafting Procedures and complex Soft Tissue Management Follow up course of part I with live surgeries

Team:
Prof. Dr. Fouad Khoury and team

Date:

-   30.-31.01. 2025 Eastern Europe
-  06.-07.11. 2025 English
-  13.-14.11. 2025 German

1st day: 09:00 am to 07:00 pm
2nd day: 08:30 am to 03:00 pm

Program:

1. > 10 hours live surgeries
2. Planning of complex cases
3. Soft tissue management part II: roll flap, rotation flap, palatal flap, free soft tissue graft, vestibuloplasty, apical reposition flap, Papilla reconstruction techniques
4. Lateralisation of the nerves
5. Special augmentative procedures:
 - a) onlay bone block graft and 3D reconstruction
 - b) tunnel technique
 - c) lateral approach
6. Temporary implants and immediate loading
7. Prevention and treatment of complications

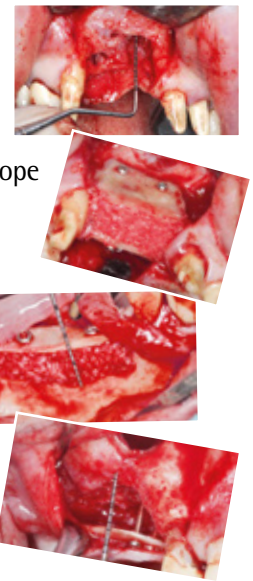
! The participant needs previous knowledge in implantology and should attended augmentation procedures part I!

Course dinner on Thursday at about 8 pm.

Number of participants: limited

Course fee: 2.290,- € (+ 19 % tax)

15 points




Augmentation Procedures part III

Sinus Floor Elevation with live surgeries

Team:
Prof. Dr. Fouad Khoury and team

Date:

-  20.-21.11. 2025 German

1st day: 09:00 am to 07:00 pm
2nd day: 08:30 am to 03:00 pm

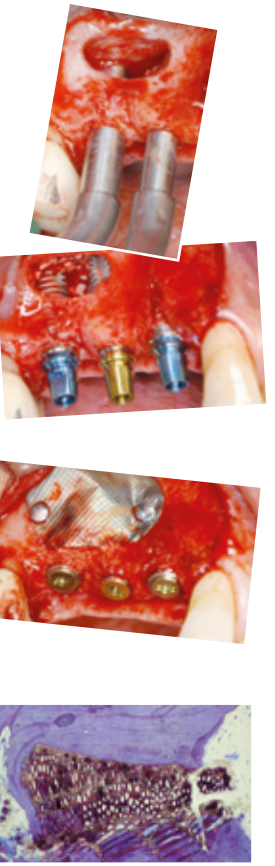
Program:

1. > 10 hours live surgeries
2. Implant planing and indication
3. Anatomy of the sinus and surrounding structures
4. Surgical techniques of the sinus floor elevation:
 - a) internal sinus lift
 - b) window technique
 - c) bone condensing
 - d) with or without simultaneous implantation
5. Augmentation materials:
 - a) autogenous bone: particulated
 - b) autogenous bone: block graft
 - c) alloplastic materials
 - d) membranes
6. Complications intra- and postoperative
7. Long term results and prognosis
8. Hands-on-training

Course dinner on Thursday at about 8 pm.

Course fee: 2.290,- € (+ 19 % tax)

17 points




Augmentation Procedures part IV

Implantation, Bone Augmentation, Soft Tissue Management and Prosthodontic Restauration in the daily Office 3-days intensive training course

Team:
Prof. Dr. Fouad Khoury, Prof. Dr. Charles Khoury and team

Date:

-  24.-26.09. 2025 English

1st day: 09:00 am to 07:00 pm
2nd day: 09:00 am to 07:00 pm
3rd day: 08:30 am to 03:00 pm

Program:

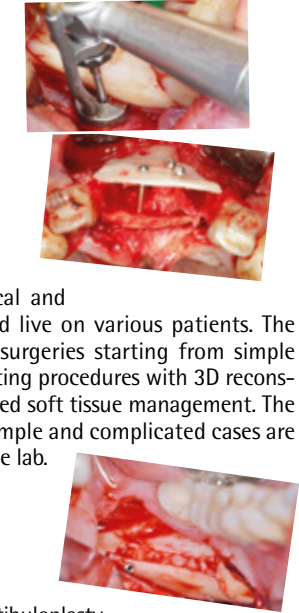
1. > 15 hours live surgeries
2. Planning of complex treatment
3. Implantation in combination with vestibuloplasty
4. Intra oral bone harvesting: instrumentation and method
5. Bone augmentation techniques: bone splitting/spreading/expanding, bony lid method, block graft (lateral Et vertical)
6. Soft tissue management during bone augmentation, implantation and second stage surgery (vestibuloplasty, apical reposition flap, roll flap . . .)
7. Advanced augmentative procedures: sinus floor elevation, vertical 3D reconstruction, tunnel technique . . .
8. Prosthetic restoration
9. Complications

Course dinner on Wednesday and Thursday at about 8 pm.

The number of participants is limited.

Course fee: 3.990,- € (+ 19 % tax)

25 points




Clinical Masters Program in Bone Grafting and Soft Tissue Management

6-days intensive course including theoretical background, Live Surgeries and hands-on-Training on human cadavers

Team:
Prof. Dr. Fouad Khoury, Prof. Dr. Charles Khoury and team

Date:

-  08.-13.09. 2025 English

Day 1-4: 09:00 am to 06:30 pm
Day 5: 08:30 am to 04:00 pm
Place: Privatzahnklinik Schloss Schellenstein, Olsberg
Day 6: 09:00 am to 02:30 pm (hands-on-cadavers)
Place: Institute of Anatomy at the University of Düsseldorf

During this 6 days training different topics of the courses I-IV will be presented and discussed, from simple minimal invasive bone grafting to 3D vertical bone augmentation. Theoretical background supported with live surgeries and hands-on-training is presented for every topic. **The course is focusing on understanding the biological principles of bone and soft tissue healing.** On the last day the participants have the chance to do different surgeries on human cadavers (Thiel fixed) with the support of the clinic staff. Thiel fixation is a very unique technique giving the tissue excellent quality which is very similar to living tissue. This makes hands-on-training very close to real surgery in the office.

Program:

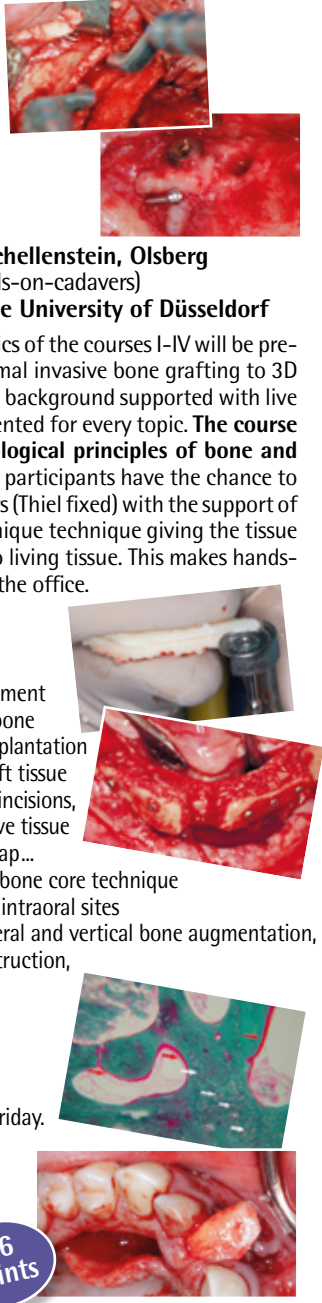
- > 15 hours live surgeries
- Planning from simple to complex treatment
- Principles of grafting procedures and bone biology, Pathophysiology of bone transplplantation
- Principles of soft tissue biology and soft tissue healing: surgical design, blood supply, incisions, vestibuloplasty, pedicle flaps, connective tissue grafts, roll flap, apically repositioned flap...
- Minimal invasive bone augmentation: bone core technique
- Safe bone harvesting from all possible intraoral sites
- Biologic bone grafting procedures: lateral and vertical bone augmentation, Split Bone Block Technique, 3D reconstruction, tunnel approach, sinus floor elevation.
- Restorative concept and procedure.
- Complications and possibility of prevention and treatment

Course dinner on Monday, Thursday and Friday.

The number of participants is limited.

Course fee: 11.990,- € (+ 19 % tax)


56 points



Sedation procedures for oral surgery with live surgeries

Team:
Dr. Dr. Wolfgang Jakobs and team

Date:

-  13.-14.06. 2025 German

Friday, 13.06.2025, 01:00 pm to 07:00 pm
Saturday, 14.06.2025, 09:00 am to 05:00 pm

Sedation procedures are becoming increasingly important in medicine and dentistry and are essential, especially for the performance of extensive oral surgery or implantological procedures.

They offer patients the opportunity to experience extensive and invasive therapeutic procedures without fear and stress. In addition to effective analgesia through local anesthesia, it is possible to improve the patient's willingness to cooperate through sedative measures.

Following the international training programs of the „European Federation for the Advancement of Anesthesia in Dentistry - EFAAD" and taking into account the guidelines for sedation procedures of the „American Dental Society of Anesthesiology - ADSA" as well as the „SAAD", UK and with reference to further international guidelines, curricula and current reviews, the theory and practice of sedation measures will be presented.

Course topics include:

- Live surgeries with intravenous sedation
- Presentation of theory and practice of sedation measures in dentistry and oral surgery
- Patient selection and recognition of risk factors
- Control of sedation with different pharmaceuticals
- Pharmacology of the preparations used monitoring
- Intra-postoperative monitoring, discharge criteria
- Recognition and management of potential complications and adverse events
- Practical exercises and complication management, final test

Number of participants: limited

Course fee: 990,- € (+ 19 % tax)

14 points

